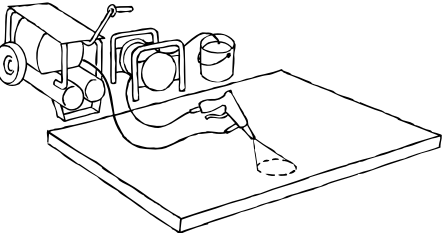

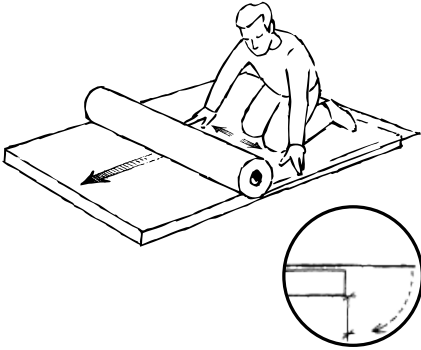
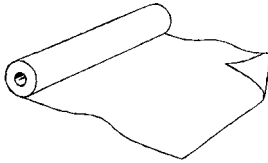


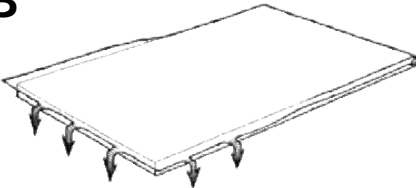
Formtex[®] Installation Guide

Gluing method for all types of formwork

STEP	DESCRIPTION	ACCESSORIES
<p>1</p> 	<p>The formwork must be completely free of any form oil!</p> <p>Spray the glue onto the formwork, and its sides, with a spray gun connected to a compressor.</p> <p>Glue usage: 1 L = approx 10 m²</p>	<ul style="list-style-type: none"> • Compressor min. 6 bar, 300 l/min* • Membrane pump* • Spray gun* • Glue, Danafix 732 (10 L buckets) <p>*Please contact your local distributor</p>

<p>1 - Alternatively</p> 	<p>Roll the glue onto the formwork and its sides. Use a roller with as short hairs as possible.</p>	<ul style="list-style-type: none"> • Glue, Danafix 733 (10 L buckets)
--	---	--

<p>2</p> 	<p>When glue has changed from white colour to transparent, unroll the Formtex[®] onto the formwork.</p> <p>FLEECY SIDE MUST FACE THE FORMWORK.</p> <p>Leave approx 5 cm overhang on all sides of the formwork.</p> <p>Smooth out any folds or creases. Work from the middle towards the edges.</p> <p>When Formtex[®] is used for the second time check that Formtex[®] is still smoothly attached to the formwork.</p>	
---	---	---

<p>3</p> 	<p>Fold the edges along the formwork.</p> <p>Make sure that the sides are properly glued.</p> <p>Formtex[®] already installed on formwork should not be exposed to direct sunlight for periods exceeding two weeks.</p>
---	--

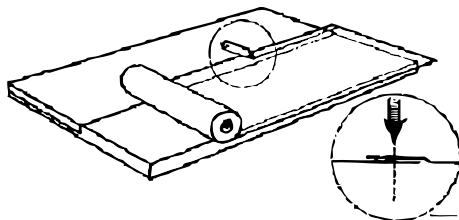
Joints

STEP

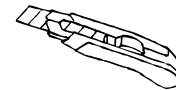
DESCRIPTION

ACCESSORIES

1

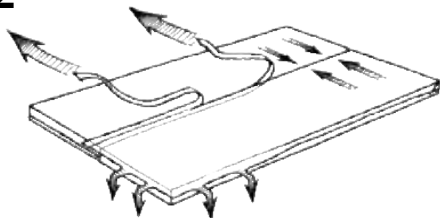


After applying sufficient glue to the formwork and having attached the first length of Formtex[®], unroll the 2nd length overlapping the first length by 5 cm.



Cut through the middle of the overlap.

2



Remove the two cut off section and carefully press down along the joint to ensure the edges are neatly abutted and adhered to the formwork.

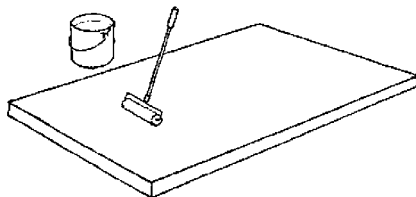
Cleaning

STEP

DESCRIPTION

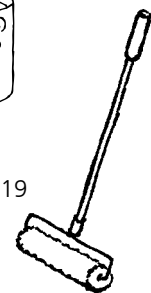
ACCESSORIES

1



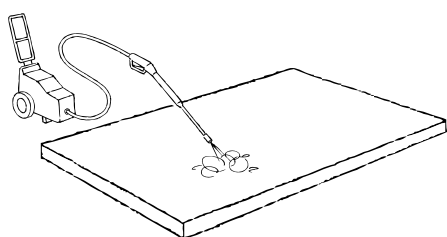
Apply cleaner with roller
Cleaner usage:
1 L = approx 7-8 m².

Leave for 3-5 min. until cleaner has resolved the glue.



- Cleaner, Danafix 919 (10 L buckets)
- Roller

2



Clean the formwork with a jet washer or wash it off with water and soap.

