

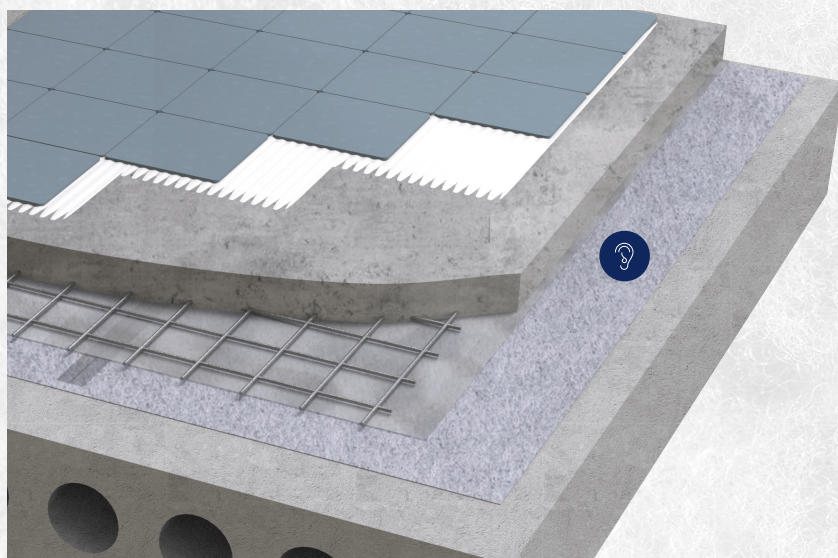


Effective impact noise fabric **FA Impact 19**

FA Impact 19 is an indoor climate-friendly impact noise fabric that effectively dampen impact noise in multi-storey buildings.


FA Impact 19 provides noise reduction of up to 36 dB on impact noise and retains its efficiency even over a longer period of time. It contains no harmful chemicals. The product is light, and extremely durable. There is therefore no need to be nervous about the product getting damaged during installation or increasing the load on joints.

The impact noise fabric is easy to install between floors and concrete and is available in a variant with plastic foil, thereby saving an operation. One person can manage the rolls without help. The product can last for the rest of the building's lifetime once it has been correctly installed.



- **Superior performance**
- **Easy to manage**
- **Simple installation**
- **Elastic**
- **Durable**
- **Low thermal conductivity**
- **Resistant to fungal and bacterial growth**
- **Environmentally friendly**

Product data – FA Impact 19			
Impact noise reduction	Up to 36 dB	Weighted reduction	19 dB
Thickness	4 mm	Resistance Chemical / biological	100 %
Porosity	85 %	Water absorption	0
Long-term creeping	< 1 mm	Puncture strength	3.9 kN
Dimensions FA Impact 19	1 x 25 m 2 x 50 m 4 x 100 m 5 x 50 m 5 x 100 m	Roll weight	12 kg 50 kg 200 kg 125 kg 250 kg
Dimensions FA Impact 19F-20	2 x 50 m	Roll weight	50.5 kg
Plastic foil (FA Impact 19F-20)	20 µm		
Dimensions FA Impact 19F-120	1 x 25 m 2 x 50 m	Roll weight	13 kg 53 kg
Vapour barrier (FA Impact 19F-120)	120 µm		

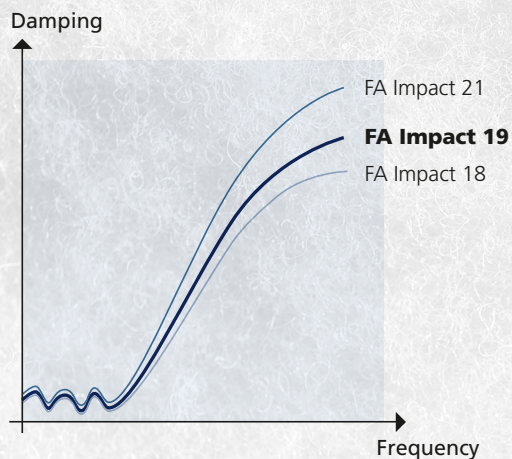




Effective impact noise fabric

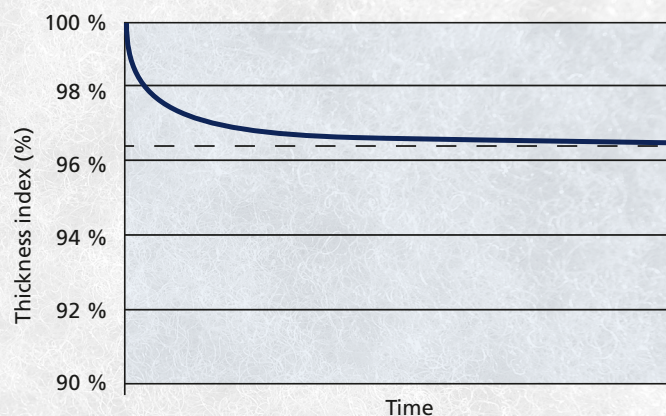
FA Impact 19

Impact noise damping



Impact noise damping for the FiberAcoustic Impact product line.

Long-term creeping




The product is able to withstand high loads without collapsing and retains its properties throughout the lifetime of the construction, guaranteeing that flexible joints will not leak.

Fast installation - simply by using a Stanley knife



FA Impact 19 is laid on top of the concrete floor, which must be free of dust.



The rolls must be laid with tight joints and the joints sealed with 5 cm wide tape to prevent intervening of concrete. A thin layer of plastic foil is placed on top of the fabric, before concrete is poured.



For walls, FA Impact 19 and the plastic foil are pulled up lengthwise of the wall. Corners are cut using a Stanley knife and secured with tape. Concrete can then be cast according to the instructions from the supplier.

Contact Fibertex
Please feel free to
contact your local
sales contact or visit
Fibertex.com to see
what we have on
offer for you.

