

HOME AND GARDEN

Fibertex Home and Garden



FIBERTEX HOME & GARDEN



Fibertex is a well-known European manufacturer of high-performance quality nonwovens, using advanced technologies and best raw materials. Our products aim to create clever and sustainable solutions that improve the quality of life for people.


We protect the environment by incorporating sustainable practices across our businesses and solutions. We strive to build a world with better and smarter solutions with less consumption and emissions, so we can take care of our planet and its resources.




Our products for your garden have been carefully designed to minimise maintenance, avoid use of chemicals and still keep your garden, terrace and driveway beautiful for many years.

Reasons to choose Fibertex Home and Garden products:

- **Long lasting solutions with minimal maintenance enable you to relax instead of working hard in your garden**
- **Enjoy beautiful driveway, terrace and garden beds for years!**
- **High quality with consistent performance for the whole product lifetime**
- **Easy to install: can be cut to required dimensions by scissors**
- **Preserve our planet by no use of chemicals**

Application Guide



Product category	Product name	Function				Applications							
		Weed control	Root control	Filtration	Stabilisation	Weeds			Stabilisation		Drain		
						Garden beds	Hedges	Slopes	Path	Patio	Driveway	Drainage pipe	Fascine drain
Weed control 	Fibertex WeedControl® Basic	■				■							
	Fibertex WeedControl® Premium	■				■		■					
	Fibertex WeedControl® Premium Extra	■				■	■	■					
	Fibertex WeedControl® Premium Plus	■				■	■	■					
Root control 	Fibertex RootSeal Premium		■										
Surface stabilisation 	Fibertex Patio®			■	■			■	■		■		
	Fibertex Driveway & Patio®			■	■			■	■	■		■	
	Fibertex Driveway & Patio® Premium			■	■			■	■	■		■	

■ Recommended

FIBERTEX WEEDCONTROL®

Reduce weeds in your garden



- **Less time consuming and troublesome weeding**
- **Long lasting installation – minimum 10 years**
- **The fabric is permeable to water, air and nutrients**
- **Better growing conditions for your utility plants**
- **Environmentally friendly – no chemicals**

The fabric is UV-stabilised, meaning that it can lie uncovered on flower beds, without losing its effect. Use Fibertex WeedControl® products in many applications, including garden beds, parks, hedges, fences, slopes and wood terraces.

If you do not want to struggle with tough weeds, Fibertex WeedControl® is the best solution for minimal maintenance in your garden.

Proven high-performance

Our WeedControl® products have been tested by The Danish Institute of Agriculture under controlled conditions. A study was carried out to prove the high-efficiency of Fibertex WeedControl® in preventing the growth of different aggressive weed species.

Fibertex WeedControl® suppresses troublesome weeds like couch grass, horsetail, goutweed and dandelion. The better WeedControl® type you choose the better efficiency against aggressive and invasive weeds.

Guaranteed performance	Covered*	Uncovered**
Fibertex WeedControl® Basic	10 YEARS	1 YEAR
Fibertex WeedControl® Premium	20 YEARS	3 YEARS
Fibertex WeedControl® Premium Extra	25 YEARS	5 YEARS
Fibertex WeedControl® Premium Plus	30 YEARS	5 YEARS

Dandelion



No fabric



Fibertex WeedControl®




* A guarantee is offered when the fabric is fully and continuously covered with 5 cm of wood chips or gravel in its full lifetime.

**Expected lifetime when exposed to sunlight.

For more information visit fibertex.com or contact your local Fibertex representative.

Efficiency

The better quality the better result!

Which Fibertex WeedControl® product to choose?	Weeds in your garden		
	Average Weeds: 	Aggressive Weeds: Dandelion, Ground elder, Couch grass 	Invasive Weeds: Japanese Knotweed, Giant Hogweed 
Fibertex WeedControl® Basic	Normal ✓✓	Low ✓	
Fibertex WeedControl® Premium	Very high ✓✓✓✓	High ✓✓✓	Low ✓
Fibertex WeedControl® Premium Extra	Excellent ✓✓✓✓✓	Very high ✓✓✓✓	High ✓✓✓
Fibertex WeedControl® Premium Plus	Excellent ✓✓✓✓✓	Very high ✓✓✓✓	Very high ✓✓✓✓

Installation Guide



WeedControl® is black and hinders thus sunlight in reaching the weeds. This inhibits photosynthesis, which means the weed dies.

1

- Remove all weeds.
- Rake and remove stones and roots to obtain a smooth and level foundation.
- Unroll the WeedControl® and fix the edges with stones or pegs. This will keep the fabric in place, even in windy conditions. Ensure that the fabric is laid out with an overlap of 20 cm.
- Mark the fabric with an "X", where you want to place the plant(s).
- Cut the "X" in a size matching the plant's root.
- Dig a hole and plant the plant. Fold back the flaps against the plant.

2

- Dust soil off the fabric.
- Cover the fabric with 5 cm layer of wood chips or gravel within 5 days to assure longest lifetime. Maximum recommended gravel size is 32 mm for the sake of good coverage of the fabric.

Product Overview

Product	Dimension m	Roll m ²	Basic Weight gsm
Fibertex WeedControl® Basic	1 x 12	12	50
Fibertex WeedControl® Premium	1 x 15	15	88
	1 x 20	20	
	2 x 25	50	
Fibertex WeedControl® Premium Extra	1 x 15	15	125
	1.25 x 25	31.25	
Fibertex WeedControl® Premium Plus	1 x 25	25	150

FIBERTEX ROOTSEAL PREMIUM

Hamper the horizontal invasion of unwanted roots and plants



- **Protects and reduces the damages on walkways, terraces, garden ponds and sewerage systems caused by roots growing wild**
- **Enables you to limit the growth of certain fast-spreading plants in areas outlined by RootSeal Premium**
- **Helps the roots to grow downwards instead of along the ground surface**
- **100% guarantee of no root penetration through the RootSeal Premium**

If you do not want roots to grow vertically and cause damage to your pavement, garden pond or sewerage system, you install a RootSeal Premium that blocks out unwanted roots or plants.

Fibertex RootSeal Premium is easily installed vertically along the edge of the hole.

Proven high-performance

Tested on bamboo and lupin in accordance with the "method for determining the resistance to roots" (DIN CEN/TS 14416, 01 2006), with no penetration after six weeks.

Installation Guide



For more information visit fibertex.com or contact your local Fibertex representative.

FIBERTEX ROOTSEAL PREMIUM

Product Overview

Product	Dimension m	Roll m ²	Basic Weight gsm
Fibertex RootSeal Premium	0.7 x 20	14	250
	1.3 x 20	26	
	1 x 50	50	

FIBERTEX PATIO®

Avoid anthills on the patio



- **For terraces, patios and walkways**
- **Deters ants from removing sand from beneath the pavement which over time makes your paving wobbling**
- **Secures and stabilises a long-term beautiful terrace**
- **Can also be used for perimeter drains, fascines and stone drains**

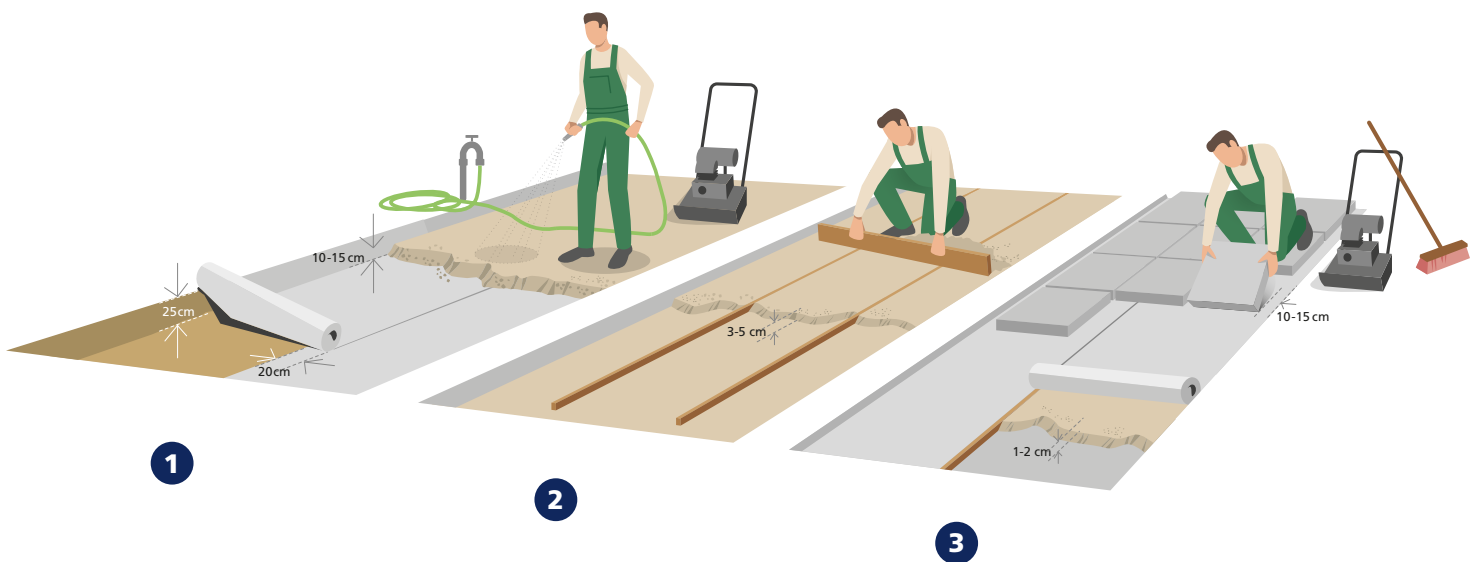
If you do not want ants to invade your patio, place Fibertex Patio® underneath your pavement. You will then enjoy a beautiful and even patio for many years.

Fibertex Patio® is designed to be used for lightly loaded areas such as patios and walkways.

High quality product based on virgin raw materials granting a life time of more than 100 years.



Installation Guide



Patio and walkway stabiliser

1

- Remove about 20 cm soil and unroll the first layer of fabric overlapping the edges. Overlap lanes with 20 cm.
- Place a layer of about 10-15 cm graded aggregate.
- Hose the graded aggregate layer gently. Compact several times with e.g. a plate vibrator.

2

- Place 3-5 cm moist levelling layer of sand on top of this. Place levelling rails in the sand.
- Use a sliding bracket (a board or similar) to level out the surface.

3

- Unroll the second layer of fabric and make sure it is flush with the edge. Overlap lanes with 20 cm.
- Place the slabs 10-15 cm from the edge of the fabric.
- To prevent slabs from sliding, establish support along edges by laying edge slabs in a thin concrete layer. Edge restraints can be used as an alternative.
- Sweep dry, fine sand between the slabs and vibrate the slab paving gently.

Avoid ruts in the driveway



- For driveways, patio and walkways
- Protects the driveway from wheel tracks
- Stabilises your pavement long-term

These two excellent quality products can withstand heavy loads from vehicles.

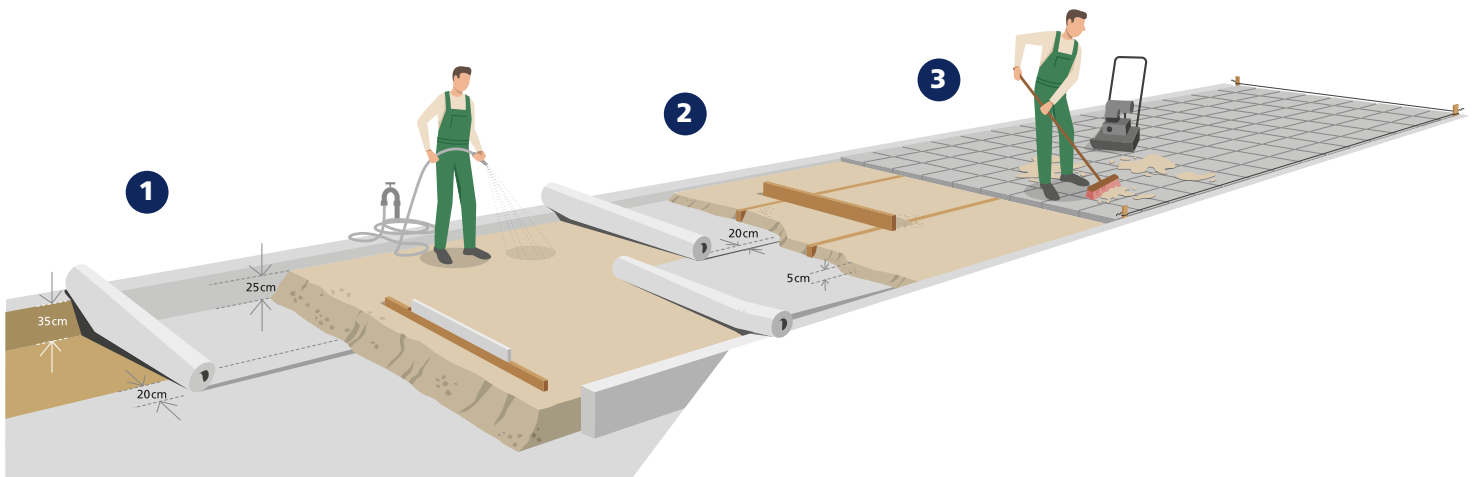
Fibertex Driveway & Patio® is used under areas subjected to heavy loads such as driveways, parking areas and storage areas.

The fabric distributes the pressure load and gives you a beautiful and even driveway for many years.



Recommendation		
Light vehicles (cars)	Fibertex Driveway & Patio®	✓
Heavy vehicles (vans, trucks)	Fibertex Driveway & Patio® Premium	✓✓

Installation Guide



Driveway and patio stabiliser

1

- Excavate about 35 cm of soil and unroll the first layer of fabric. Allow the fabric to stick up along the edges. Overlap by 20 cm.
- Lay out a 25 cm layer of graded aggregate as the bearing course at a height equal to the underside of the finished stone or slab paving. Please note: to ensure that rainwater drains off properly, make sure to incorporate a gradient into the construction.
- Wet the graded aggregate layer. Compact several times using a plate compactor, or similar.

2

- Unroll the second layer of fabric on top of the compacted bearing course. Allow the fabric to stick up along the edges. Overlap by 20 cm.
- Place 5 cm of moist levelling sand (grit) at an appropriate height. The levelling layer must not be too thick, as it is not very strong and will not be compacted. Allow for an excess height of 1 cm for the final compaction of the slab paving.

3

- Lay the slabs from one side to the other. If possible, use taut cords as a guide for correct, even paving.
- To prevent slabs from sliding, establish support along edges by laying edge slabs in a thin concrete layer. Edge restraints can be used as an alternative.
- After laying the paving, sweep dry, fine sand into the joints between the slabs.
- Sweep off the slabs and compact them using a plate compactor or similar, depending on type and size of the slabs or stones.

Product Overview

Product	Dimension m	Roll m ²	Basic Weight gsm
Fibertex Patio®	1 x 20	20	80
	1 x 25	25	
	2 x 25	50	
Fibertex Driveway & Patio®	1 x 25	25	100
	2 x 25	50	
Fibertex Driveway & Patio® Premium	1 x 25	25	120
	2 x 25	50	

FIBERTEX HOME & GARDEN



WINNING TOGETHER

Benefit from our decades of **experience**



Our wide range of environmentally-friendly products for home and garden has been carefully designed to minimise maintenance and to keep your garden and driveway beautiful for many years.

Fibertex is the leading global partner in technical and innovative performance-based materials and nonwovens solutions. We offer more than high-performance materials to our customers in more than 70 countries. We also offer strong partnerships that include access to in-depth industry knowledge and a best-in-class technological platform.

For over 50 years, we have improved nonwovens solutions for a variety of applications and business areas. This experience allows us to propose and deliver world-class solutions.

Contact Fibertex

Do not hesitate to contact your local Fibertex representative or visit Fibertex.com to learn more about how we can help you.

FIBERTEX.COM