

Smart solutions to improve the value of your building environment



- Reduces dripping
- Reduces noise
- Improves aesthetics
- Protects against corrosion
- Keeps interior dry

Condensation control
Absorex

What is Absorex?

Absorex is an innovative material used to control condensation problems on metal/steel roofs in non-insulated metal buildings.

When temperatures and humidity conditions reach dew point, Absorex applied on the roof panels will absorb moisture and contain it until conditions are back above dew point. The moisture is then released back into the air as vapour. Your building environment stays dry as Absorex reduces dripping.

How Absorex works

• Value adding

Absorex properly installed on steel roofs reduces dripping, and the coloured polyester layer improves the aesthetics of the ceilings. In addition to protecting roofs against corrosion, Absorex also keeps equipment and products dry.

• Easy to apply, saves time and money

Requires no additional energy, labour costs, handling etc.

• Durable

Resistant to tearing and cutting through, Absorex can be used in all climate conditions.

• Easy to clean

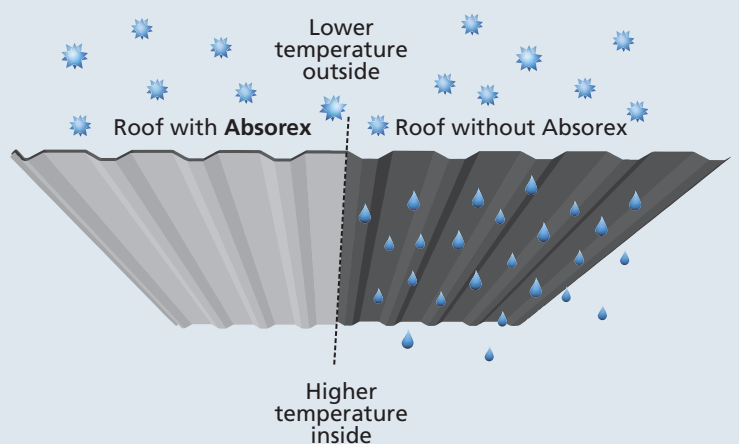
To avoid damaging the material, use soft brushes for cleaning or wash using a hose or high-pressure washer and detergent.

Why use Absorex?

Absorex is designed to

- prevent damage to stored goods from dripping water
- prevent mould growth and fungi
- reduce reflective noise from rain

Absorex excels in low capillarity.



- No condensation with Absorex
- Low capillarity at the edges

*High difference between day and night temperatures.
High difference between indoor and outdoor temperatures.*

Condensation control

Absorex

Solutions to improve the value of your building environment

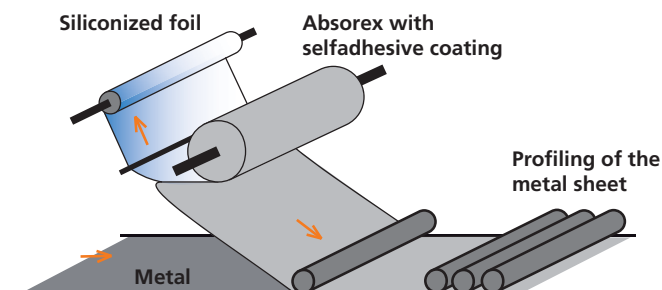
How to use Absorex

• Application on steel metal

Absorex can be applied directly on the rollforming line at the manufacturer. Before applying, ensure that the steel surface is clean and smooth and free from oil/silicon/dust/water. Tack of pressure-sensitive adhesive depends on temperature, min. 13°C recommended, pressure > 1000 Pa. Best adhesion is obtained on polyester paint.

• Storage conditions

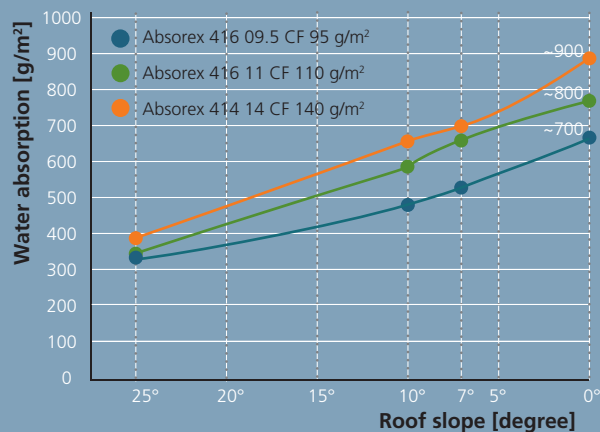
Use within one year
Store in a dry environment (temperature between 13 - 25°C)
Avoid direct sunlight / cover with a protective layer



1. Remove siliconized foil before applying Absorex
2. Apply Absorex
3. Profiling the metal
4. Cut to sheets

Water absorption

Available in three qualities – 95, 110 and 140 g/m² in accordance with NFP 15 203-1.



Fire retardancy

All Absorex products are tested and documented according to EN ISO 13501-1. All tests documenting the response to fire are performed by an external accredited test laboratory and full reports are available upon request in order to support architects, safety consultants and contractors.

The new standard EN ISO 13501-1 covers three different aspects of response to fire: Fire resistance (B), Smoke development (s) and Burning drops (d). All roof panels applied with Absorex products can be classified **B-s1, d0**.

Fungus test

All Absorex products are tested and documented according to EN 14199, method A2, with the test showing **no mould growth**. Documentation presented upon request.

Certification

Fibertex Nonwovens A/S is certified according to EN ISO 9001 and 14001. Q-Match® – a digitally integrated quality management system – provides instant electronic control of product quality and process capability.

Contact

For detailed information about Absorex, please contact us:

Fibertex Nonwovens A/S
Svendborgvej 16
DK-9220 Aalborg
Tel. +45 96 35 35 35
Fax +45 98 15 85 55
Email fibertex@fibertex.com